

Romtels projects : a multiple levels mediation project



ROM
tels



Erasmus+



Why does this project question the notion of mediation ?

- ▶ **Roma translanguaging enquiry learning spaces**
- ▶ **Creating spaces for languages and knowledge appropriation (tasks, activities) taking into account all languages in the classroom.**
- ▶ **The project challenges :**
 - ▶ Succeeding at school
 - ▶ Creating a relationship with the parents
 - ▶ Identifying the languages in the classroom

What is ERASMUS + ?

- ▶ Partnership between Universities and Institutions
- ▶ Education/ Training teachers and researches
- ▶ Cross perspectives in classes practices, researchesn conferences, dissemination

The team

- ▶ New Castle University
- ▶ Helsinki University
- ▶ People to people foundation
- ▶ Middlesex University of London
- ▶ Arthur's Hill primary school, Newcastle
- ▶ Montpellier 3, Ecoles, Rectorat, ESPE Aix-Marseille

- ▶ International team : researchers, members of schools, inspectors, NGO

Some aspects of the mediation

Cultural mediation, the role of paintings and of Paul-Valéry museum

Frédéric Miquel IA IPR de Lettres, in charge of FFL/FSL, Académie de Montpellier, associé à l'UMR CNRS Praxiling

Nathalie Auger Professeur des universités, Université Paul-Valéry Montpellier, UMR CNRS Praxiling 5267, *Appropriation des langues et du langage*

Mediation, identities construction for Roma parents

Brahim Azaoui, MCF, LPL UMR CNRS, AMU


Christel Houée, enseignante en UPE2A au collège Hugo à Sète, associée à l'UMR CNRS Praxiling

Médiation semantic mediation and social context

Florence Guiraud Sète, 1^{er} degré, doctorant à l'université Paul-Valéry Montpellier, UMR CNRS Praxiling 5267, *appropriation des langues et du langage*

Digital mediation to identify Romanian languages Jérémie Sauvage, MCF HDR, Université Paul-Valéry Montpellier, UMR CNRS Praxiling 5267, *Appropriation des langues et du langage*

Cultural mediation, the role of paintings and of Paul-Valéry museum



Séance	Date	Lieu	Elèves	Objectif	Support	Intervenants	Matériels nécessaires		
Séance 1	Lundi 02/05 10h-12h	Salle informatique Collège Victor Hugo	Tous les élèves de l'UPE2A+ 3 ROMS primaire	Faire connaissance avec le musée Paul Valéry de Sète en visitant son site internet. Les élèves repartent à la maison avec pour mission de répondre à ces questions en en discutant avec leurs parents : « Avez-vous déjà visité un musée ? dans quel ville/pays ? comment s'appelait-il ? quels types d'objets exposait-il ? » Si non, est-ce que les parents savent à quoi servent un musée et s'ils en connaissent un ?	Questionnaire sur le musée, réponses à retrouver dans le site.	Christel HOUÉE Florence GUIRAUD CAMERAMAN	Caméra Salle informatique internet		
Séance 2	Lesson	Date	Place	Students	Objective	Pedagogical material	Participants	Material	Caméra
	Lesson 1	02/05/16 10h-12h	Computer classroom in the school	All the students from the preparatory classes+ 3 ROM students from primary school	Get acquainted with the Museum of Sete by visiting its website The students go back home with questions to ask to their parents: have you ever visited a museum? In what city?/country ? What was its name ? What did it exhibit ? If not, then « Do the parents know what a museum is for and if they know any ?	Questionnaire about the museum + answers from the website		Video camera Computers + internet	
Séance 3	Lesson 2	9/05/16 13h30- 14h30	Collège Victor Hugo	Roms students + parents	Oral account of the answers to questions + interview to prepare them to the visit of the museum and the creation of the placards. Translanguaging between the parents and the children	Answers from the interviews students/parents Data bank in kalderash from Newcastle		Video camera	Caméra x2
	Lesson 3	10/05/16 14h-16h30	Museum Paul Valéry à Sète	All the students from the preparatory classes+ 3 ROM students from primary school	Visit to the museum and answer to the question Translanguaging between the Rom students	Questionnaire about the 4 paintings which show Sete Data bank in kalderash from Newcastle		Video camera x2	
Séance 4	Lesson 4	13/05/16 9h-11h	Collège Victor Hugo	Roms students + parents	Presentation to the parents of the four paintings that were analysed in order to write the placards in kalderash Médiation langagière entre élèves/parents	Answers to the questionnaire about the 4 paintings which show Sete from Newcastle		Video camera	Caméra
	Lesson 5	May 2016 9h-11h	Museum Paul Valéry à Sète	Rom students + parents	Place the placards next to the paintings in the museum	The placards in kalderash about the 4 paintings.		Video camera	
Séance 6	Lesson 6	June 2016 Après-midi	Collège Victor Hugo	Preparatory classes	watch the film excerpts and presentation of the placards.	Séquences filmées du projet	With colleagues from the Romtels project	Video camera	Caméra
	Lesson 7	Septembre 2016	Collège Victor Hugo	All the students from the Preparatory classes	Creation of a multilingual audioguide with the languages present in the school.	Travail des élèves UPE2A de l'année précédente		Video camera	
Séance 7	Septembre 2016	Collège Victor Hugo Ecole Lakanal	Tous les élèves de l'UPE2A collège et primaire	Création d'un audioguide multilingue avec toutes les langues présentes dans l'école, pas seulement les ENA		Travail des élèves UPE2A de l'année précédente	Professeurs de langue française anglaise, espagnole et allemande+ collègues intéressés par le projet	Caméra	

The different activities

- ▶ Description
- ▶ Our aim : a course for appropriation
- ▶ Culture in the museum
- ▶ Cultural and intercultural mediation

Intercultural mediation



Intercultural mediation



Intercultural mediation



Intercultural mediation

- ▶ A survey for teachers in the middle-school : Roma pupils / allophon pupils ?



Cultural mediation (in the museum)

- ▶ External mediation


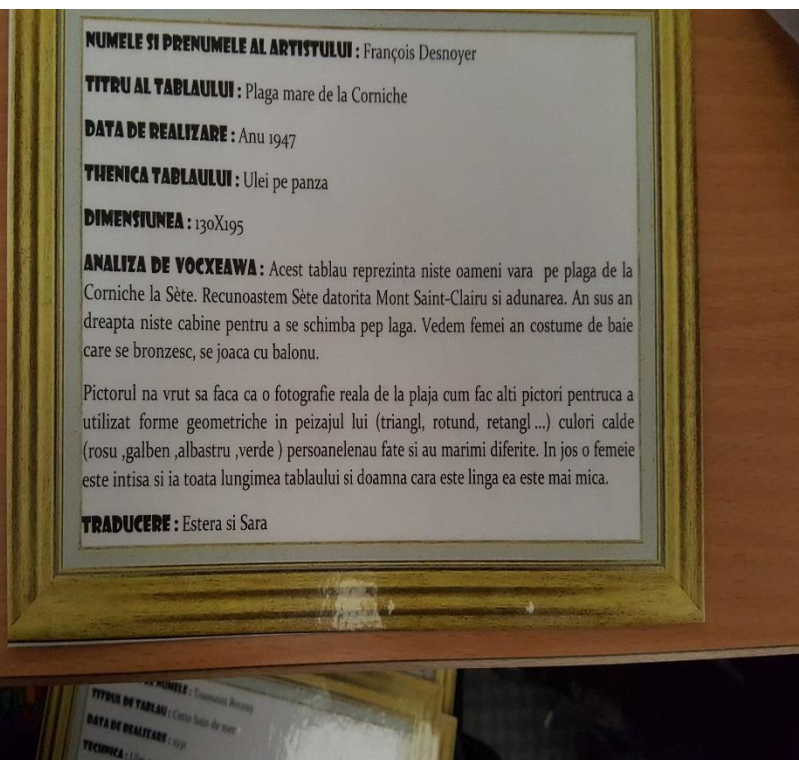
In the school, with the guides in the museum

- ▶ Internal mediation

- ▶ From French to Ursari, for Ursari to French



Cultural mediation (in the museum)



Cultural mediation (in the museum)



Cultural mediation (in the museum)



Cultural mediation (in the museum)



Conclusion

- ▶ Reflexion on representations (the role of the imaginary, being able to project oneself in the future), some practices (video excerpt)
- ▶ Decentration for everyone (teachers, pupils, parents)
- ▶ A process
- ▶ External mediation/ internal mediation (« I, as a mediator » to my pairs, my parents, my teachers)
- ▶ Co-action, creating a shared-culture
- ▶ From dialogue to monologue
- ▶ Towards a « transmediation » ?

Thanks a lot for your attention !

▶ nathalie.auger@univ-montp3.fr

Professor Dr. Auger, Université Montpellier 3, CNRS

frederic.miquel@ac-montpellier3.fr

Dr. Miquel, IA IPR Lettres, FLE/S, Montpellier